

More
Than a
Worksheet

Winter Break Reading Challenge


A fun way to encourage your
students to read over break!

Read in
the
kitchen

Read in
your
pajamas

Read
in the
car

Marshmallow
Reading Challenges!



By Sarah Wiggins

Copyright © 2013 More Than a Worksheet

Notes to Teacher

This is a fun way to encourage students to read over Winter Break. We all know how busy everyone is over break, so this is just a reminder for students to remember to do some reading. It is flexible, so students and families can read what they choose. I have included two different marshmallow challenge pages. They are very similar except the Christmas one includes a few challenges such as “Read under the Christmas tree,” while the Winter one is more holiday neutral.

How to Use:

1. Pass out a mug and a page of marshmallows to each student.
2. As a class, set a goal of minutes that each marshmallow represents. Base this on your students, families, and length of break. A goal of 30 minutes would mean a total of 300 minutes for break.
3. Encourage your students to choose at least 10 marshmallow challenges that appeal to them. They can also write in their own challenges in the blank marshmallows.
4. Have students complete the challenge at home and glue the reading challenge on one of the marshmallows on the mug.
5. Also encourage students to decorate the mugs so you can hang them up when they are returned.
6. Set a due date and let students know when you expect the mugs returned.
7. Send the project home over break for some reading fun!


Extension Ideas:

- *When students return the mugs, you may choose to have a hot chocolate party and give special marshmallows based on reading log. Have students share the favorite book they read over break while enjoying hot chocolate.
- *Hold a contest for the best decorated mug.
- *Hang the mugs on a bulletin board titled “Warm Up to a Good Book” or something along those lines.


Name _____ Date _____

Winter Break Reading Challenge Due _____

We all know how important reading is, so it is important to maintain good reading habits even on a break. Choose at least 10 different marshmallow reading challenges. When you complete the challenge, glue it to your mug. The length of each challenge should be the number of minutes in our goal. Finally, decorate your mug in a creative way.



Reading Goal

Each  = _____ minutes

Read under
the
Christmas
Tree

Read in
front of the
fireplace

Read in
your
pajamas

Read
in bed

Read with
your
parents

Read with a
grandparent

Read with
an aunt or
uncle

Read
in the
car

Read with
your friend

Read with
your
brother or
sister

Read with
your pet

Read to
your
stuffed
animal

Read to the
mirror

Read a
magazine

Read a
chapter
book

Read
picture
books

Read the
newspaper

Read
online
articles

Read
outside

Read
on a plane

Read on
Christmas
Eve

Read on
New Year's
Day

Read on
New Year's
Eve

Read in the
morning

Read at
night

Read in the
afternoon

Read on the
couch

Read in a
chair

Read on the
floor

Read
poetry

Read song
lyrics

Read in the
kitchen

Read a
comic book

Listen to a
book on
tape

Read
an
e-book

Read
something
for fun

Read to
learn
something

Read
recipes

Read under
the table

Read
something
again

Read while wearing your mittens

Read in front of the fireplace

Read in your pajamas

Read in bed

Read with your parents

Read with a grandparent

Read with an aunt or uncle

Read in the car

Read with your friend

Read with your brother or sister

Read with your pet

Read to your stuffed animal

Read to the mirror

Read a magazine

Read a chapter book

Read picture books

Read the newspaper

Read online articles

Read outside

Read on a plane

Read with a scarf on

Read on New Year's Day

Read on New Year's Eve

Read in the morning

Read at night

Read in the afternoon

Read on the couch

Read in a chair

Read on the floor

Read poetry

Read song lyrics

Read in the kitchen

Read a comic book

Listen to a book on tape

Read an e-book

Read something for fun

Read to learn something

Read recipes

Read under the table

Read something again

Credits:

Fonts and Graphics by:

<http://mycutegraphics.com>

<http://www.teacherspayteachers.com/Store/Lovin-Lit>

<http://www.teacherspayteachers.com/Store/Graphics-From-The-Pond>

<http://www.teacherspayteachers.com/Store/Emily-Wean>

<http://www.kevinandamanda.com/fonts/>

<http://www.teacherspayteachers.com/Store/Tiffani-Mugurussa>

<http://www.teacherspayteachers.com/Store/Lindy-Du-Plessis>

Many Thanks!



I am truly grateful for each and every purchase. Knowing that a fellow teacher took the time out of his or her busy day to visit my store and choose one of my products is incredibly humbling and such an honor. Please know that you are appreciated!

Sarah

Come Visit!



About Me:



As a classroom teacher, I found myself constantly disappointed with the textbook materials and other classroom resources we were allotted to work with, so I often made my own. The problem is between meetings, lesson plans, new standards, and all of the other tedious parts of the job, I never had enough time to create everything I wanted. Being an avid maker of to-do lists, I had a list a mile long of resources that I wanted to make one day.

In October 2011, my little boy was born, and I couldn't bear the thought of going back to work and leaving him behind. I decided to stay home with him, but a big part of me really missed the classroom. Enter TPT. I had been casually selling materials on TPT just for the fun of it, but it wasn't anything I ever considered to be potential for real supplemental income.

I became a naptime blogger as a way to keep my foot in the education world and to give me something to think about other than diapers and sleep schedules and all of that. Slowly, I began to work through my list of classroom ideas that I always wanted to make. I will go back to the classroom one day, although I don't know exactly when. What I do know is I will be prepared with activities that meet my personal high standards of curriculum.

My purpose for selling on TPT is to give teachers products that are high-quality and make students think. They are more than just a drill and kill worksheet. Another goal for me is to make your life easier. I know you have enough to deal with and think about. My hope is that you can rely on my products to meet your classroom needs, to be easy to implement, and to be enjoyable for both you and your students.

If there is ever a product that does not meet your expectations, please feel free to contact me at swigginsfl@yahoo.com. I appreciate all feedback, good and bad, as I am always on a mission to make educational materials that are the highest quality. Additionally, if you ever have any suggestions or requests, feel free to contact me!

Sincerely,

Sarah Wiggins

More Than a Worksheet